

The background is a solid blue color. It features several abstract shapes and symbols: a large pink wavy shape in the top-left corner; a pink circle in the top-right; a purple cone with a cyan highlight in the top-right; a pink plus sign in the top-right; a pink wavy shape in the bottom-right; a purple cone with a cyan highlight in the bottom-left; a cluster of small pink dots in the bottom-left; a dark blue circle in the bottom-center; and a white chevron symbol in the bottom-right.

Sickness



1. Greetings & Small Talk

Let's Practice!

1

Family

Any good news?
Anyone sick?

2

School

How was school
today?
What did you
learn?

3

Friends


Any plans with
your friends this
week?



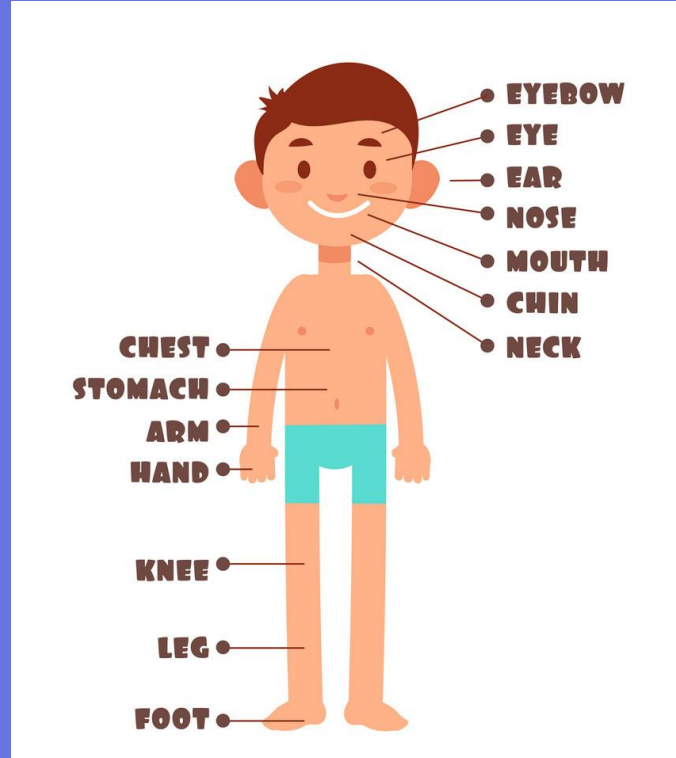


2. Vocabulary

Sickness

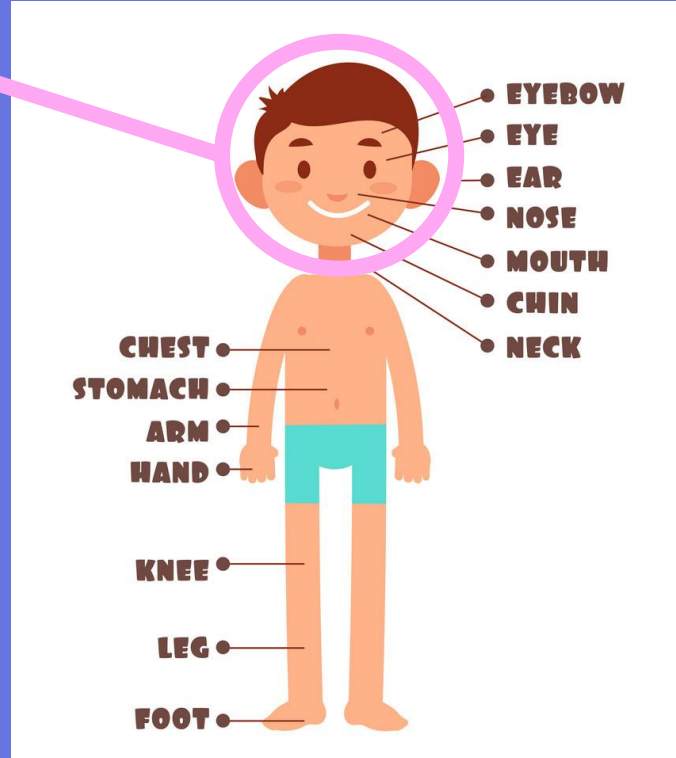


Body Parts



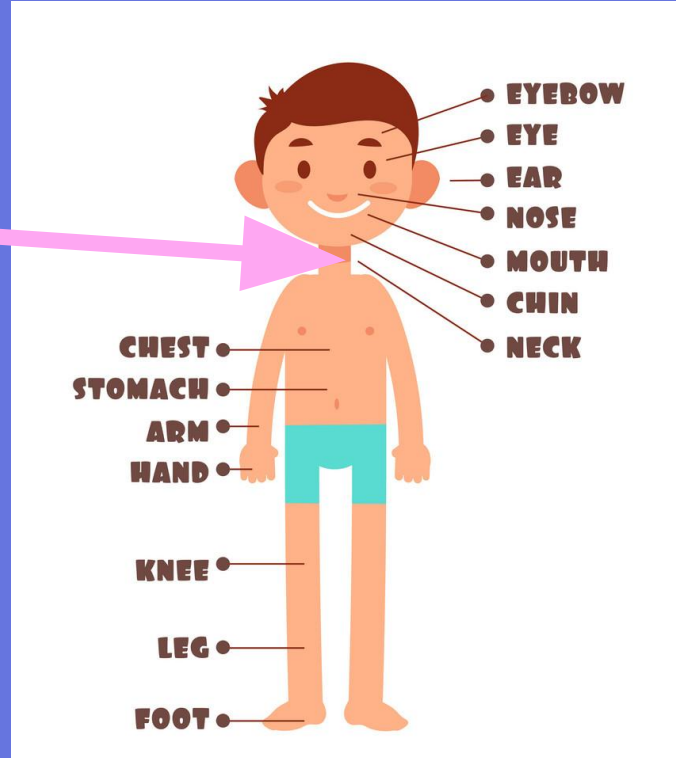
Body Parts

Head

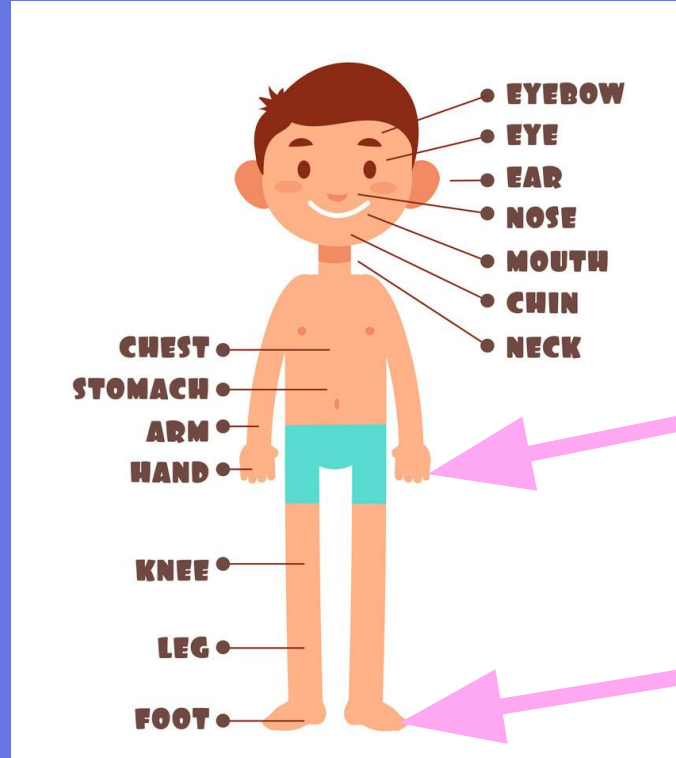


Body Parts

Throat



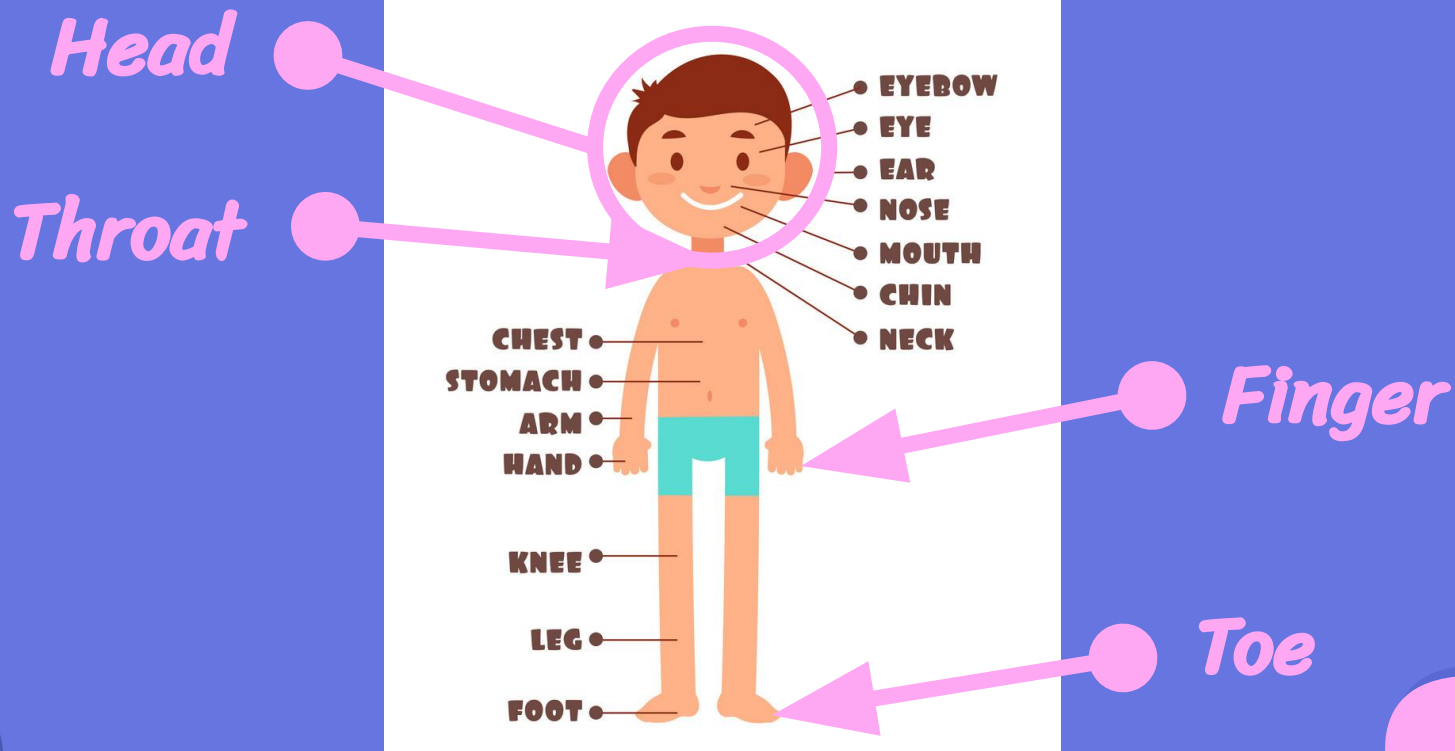
Body Parts



Finger

Toe

Body Parts



Symptom Words



Sore Throat




Stomachache



Runny Nose

Symptom Words



Cough



Fever



Headache

Related Words



Medicine



An Emergency Room



An Ambulance

Related Words



*Temperature
(thermometer)*

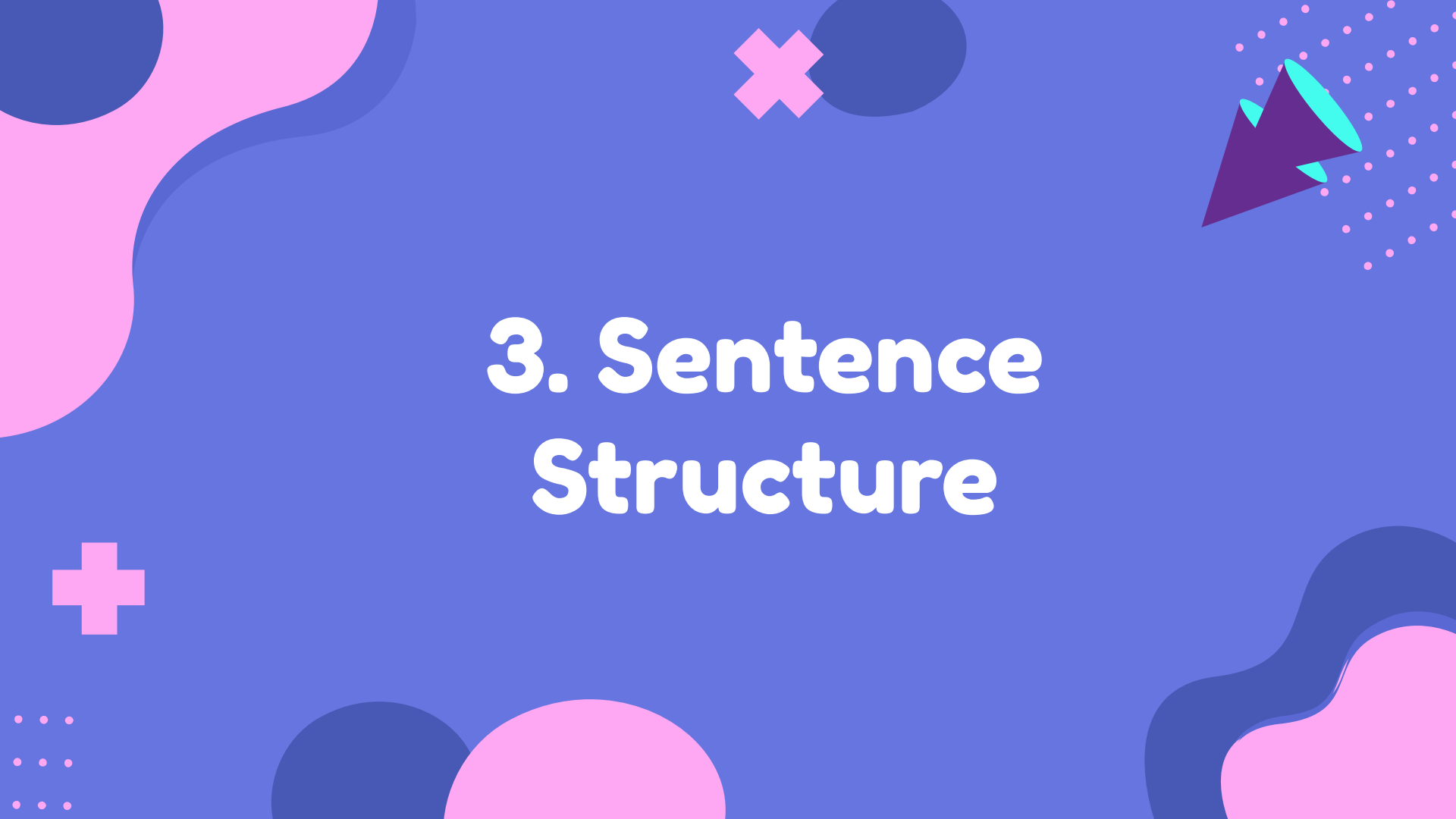


*Blood
pressure*



*A Shot
(needle)*

3. Sentence Structure





How do you ask someone if they are sick?

1.	<i>How are you feeling?</i>
2.	<i>Is everything okay?</i>
3.	<i>What's the matter?</i>
4.	<i>Are you sick?</i>



How do you answer the questions?

1.	<i>Not so good.</i>
2.	<i>No, I don't feel good.</i>
3.	<i>I feel sick.</i>
4.	<i>I think so.</i>



In more detail...

I have + health problem

=

I've got + health problem

- *I have a fever.*
- *I have a sore throat.*

- *I've got a headache.*
- *I've got a runny nose.*

The background is a vibrant blue with various abstract shapes and symbols. In the top left, there are overlapping pink and dark blue shapes. A pink 'x' symbol is positioned near the top center. In the top right, there is a purple triangle with a cyan outline and a cluster of small white dots. In the bottom left, there is a pink '+' symbol and a small grid of white dots. In the bottom right, there are more overlapping pink and dark blue shapes.

4. Question Practice



Question:
What kind of symptoms do you have?

Answer:
I have a _____ and a _____.

Example:
I have a fever and a headache.
I have a sore throat and a cough.





*Question:
Did you take any medicine?*

*Answer:
I took medicine for a _____.*

*Example:
I took medicine for a headache.
I took medicine for a sore throat.*





Requests:

- *Can you call the ambulance?*
- *I need to go to the emergency room.*
- *I am sick. I need to sit down.*

The background is a vibrant blue with various abstract shapes and symbols. In the top left, there are overlapping pink and dark blue organic shapes. At the top center, a pink 'X' is positioned next to a dark blue circle. In the top right, a purple triangle with a cyan highlight is surrounded by a cluster of small white dots. On the left side, a pink plus sign is located. At the bottom left, there is a small grid of white dots. At the bottom center, there are overlapping pink and dark blue circles. At the bottom right, there are overlapping dark blue and pink organic shapes.

5. Review

What is her symptom?



- A. Headache*
- B. Fever*
- C. Runny Nose*
- D. Stomachache*
- E. Sore Throat*



What is his symptom?



- A. Headache*
- B. Fever*
- C. Runny Nose*
- D. Stomachache*
- E. Cough*



What is his symptom?



- A. Headache*
- B. Fever*
- C. Runny Nose*
- D. Sore Throat*
- E. Stomachache*



What is her symptom?



- A. Headache*
- B. Fever*
- C. Runny Nose*
- D. Stomachache*
- E. Cough*



What is her symptom?



- A. Headache*
- B. Fever*
- C. Runny Nose*
- D. Stomachache*
- E. Cough*





*you / of / do / kind / symptoms /
What / have / ?*



*What kind of symptoms
do you have?*



*take / medicine / Did / you /
any / ?*



Did you take any medicine?



*is / temperature / What / body /
your / ?*

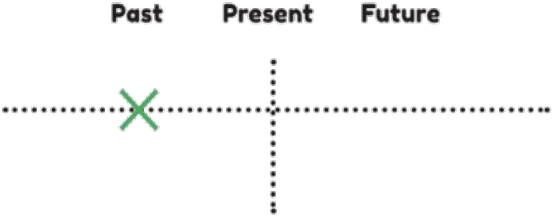
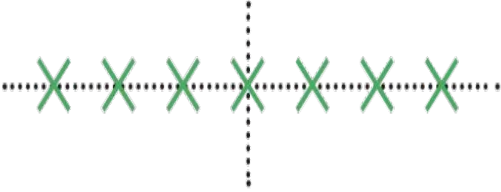


What is your body temperature?



6. Grammar Practice

Simple Tenses

<i>Past</i>	<i>Present</i>	<i>Future</i>
<p>Past Present Future</p> 		<p>Will + base verb</p>
<p><i>Finished actions that happened in the past.</i></p>	<p><i>Actions that happen Regularly (everyday, every morning)</i></p>	<p><i>Deciding future plans at the moment</i></p>

Simple Tenses

Past	Present	Future
<i>I walked to school yesterday.</i>	<i>I walk to school everyday.</i>	<i>I will walk to school tomorrow.</i>
<i>She studied at school yesterday.</i>	<i>She studies at school everyday.</i>	<i>She will study at school tomorrow.</i>
<i>My mom cooked dinner yesterday.</i>	<i>My mom cooks dinner everyday.</i>	<i>My mom will cook dinner tomorrow.</i>

Past Tense:
Verb + ed

Simple Tenses Practice

<i>Verb</i>	<i>Past</i>	<i>Example Sentence</i>
<i>Play</i>		
<i>Walk</i>		
<i>Cook</i>		
<i>Open</i>		

**Present Tense:
For He/She/It,
Verb + s**

Simple Tenses Practice

<i>Verb</i>	<i>Present</i>	<i>Example Sentence</i>
<i>Play</i>		
<i>Walk</i>		
<i>Cook</i>		
<i>Open</i>		

**Future Tense:
Will + verb**

Simple Tenses Practice

<i>Verb</i>	<i>Future</i>	<i>Example Sentence</i>
<i>Play</i>		
<i>Walk</i>		
<i>Cook</i>		
<i>Open</i>		



Fill in the blank:

*I _____ English **yesterday**.*

1. study

2. studied

3. studies



Fill in the blank:

I _____ English yesterday.

1. study

2. studied

3. studies





Fill in the blank:

I _____ a letter tomorrow.

1. write 2. wrote 3. will write





Fill in the blank:

I _____ a letter tomorrow.

- 1. write 2. wrote 3. will write*



Fill in the blank:

*My mom _____ **everyday**.*

- 1. cook 2. cooks 3. cooked*
- 
- 
- 



Fill in the blank:

My mom _____ everyday.

1. *cook* 2. *cooks* 3. *cooked*
- 
- 
- 



Questions?

CREDITS: This presentation template was created by **Slidesgo**, including icons by **Flaticon** and infographics & images by **Freepik**

